

Derwent Valley Council 2002 election report

Table of contents

- Local Government Elections in Tasmania
- Report on the 2002 Derwent Valley Council Election
- List of Councillors following the 2002 elections
- Councillor results
- Mayor and Deputy Mayor results
- Recount result

Local Government Elections in Tasmania

Every second (even) year elections are held in all 29 councils for the positions of mayor and deputy mayor and half the councillor positions. Where required, by-elections are held concurrently for vacancies that have occurred since the last elections.

The Tasmanian Electoral Office (TEO) supervises the conduct of elections in accordance with the *Local Government Act 1993*. Elections by postal ballot have been held in 1994, 1996, 1999 (deferred from 1998), 2000 and 2002, with the next elections due in October 2004.

Since 2000 mayors and deputy mayors are elected directly by the electors in each municipal area.

Candidate information booklets and complete election results for the state are available from the TEO and are posted on the TEO website www.electoral.tas.gov.au.

2002 Election timetable

Notice of election published	Saturday 14 September
Electoral rolls closed	6 pm Thursday 19 September
Nomination period	23 September— 12 noon on 2 October
Nominations closed	12 noon Wednesday 2 October
Nominations announced & draw for ballot paper positions	12 noon Thursday 3 October
Ballot material delivered to electors	15–18 October
Polling period	15–29 October
Close of poll	10 am Tuesday 29 October

Casual vacancies

Casual vacancies are filled by recount where possible, unless the vacancy occurs within 6 months of a forthcoming election. Only unelected candidates from the relevant election may contest a recount. A candidate elected at a recount serves until the next council election. If a recount is not possible, a by-election is held—with the candidate elected to serve for the remainder of the term of office of the original councillor.

Elector polls

A council may hold an elector poll on any issue it determines. It may also be required to hold an elector poll following petitions from electors in accordance with Part 6 of the Act. A council is not bound by the result of an elector poll.

Electoral system

Voting in Tasmanian local government elections is not compulsory.

Elections for councillor positions are conducted using a system modelled on the Hare-Clark method of proportional representation used in Tasmanian House of Assembly elections.

Mayoral and deputy mayoral elections use a preferential system similar to that used for Tasmanian Legislative Council and Federal House of Representatives elections.

Report on the 2002 Derwent Valley Council Election

Elections were held for the positions of Mayor and Deputy Mayor for 2 year terms and 5 Councillors for 4 year terms.

6 555 Derwent Valley electors were enrolled for the 2002 elections, comprising 6 452 (98.43%) from the State House of Assembly roll and 103 (1.57%) from the General Manager's roll.

55.53% of Derwent Valley electors returned their ballot papers in comparison with 57.48% statewide.

Recount

One recount was held between the 2000 and 2002 elections. Councillor Robert Wall resigned from the Derwent Valley Council on 21 June 2001. Nine unelected candidates from the 1998 Derwent Valley election consented to contest the recount. The recount took place at noon Monday 9 July 2001. Full details are provided on the back page.

Candidates at the 2002 elections

Mayor		Councillors	
★ CRACKNELL, Nick*	Granton	BLACKWELL, Leonard*	New Norfolk
PARKER, Richard	Lachlan	★ BROMFIELD, Judy*	New Norfolk
		CLARK, Keith	Macquarie Plains
		COWLEY, Dane	Lachlan
		★ CRACKNELL, Nick*	Granton
		★ FARRELL, Craig	New Norfolk
		GOSS, Joe	New Norfolk
		GRAHAM, James	New Norfolk
		HARRIS, Ross	New Norfolk
		★ KEMP, Leon	New Norfolk
		KTORI, Mike	Glenfern
		MAHONEY, Vic	New Norfolk
		SHOOBRIDGE, Wayne*	New Norfolk
		★ WILLIAMS, Ray*	New Norfolk

Deputy Mayor

★ NICHOLSON, Tony*	New Norfolk
SHOOBRIDGE, Wayne	New Norfolk
WILLIAMS, Ray	New Norfolk

★ denotes elected candidate

* denotes seeking re-election

Derwent Valley Councillors following the 2002 elections

Mayor

term ends 2004

CRACKNELL Nick

Deputy Mayor

term ends 2004

NICHOLSON Tony

9 Councillors

term ends 2006

CRACKNELL Nick

KEMP Leon

BROMFIELD Judy

WILLIAMS Ray

FARRELL Craig

term ends 2004

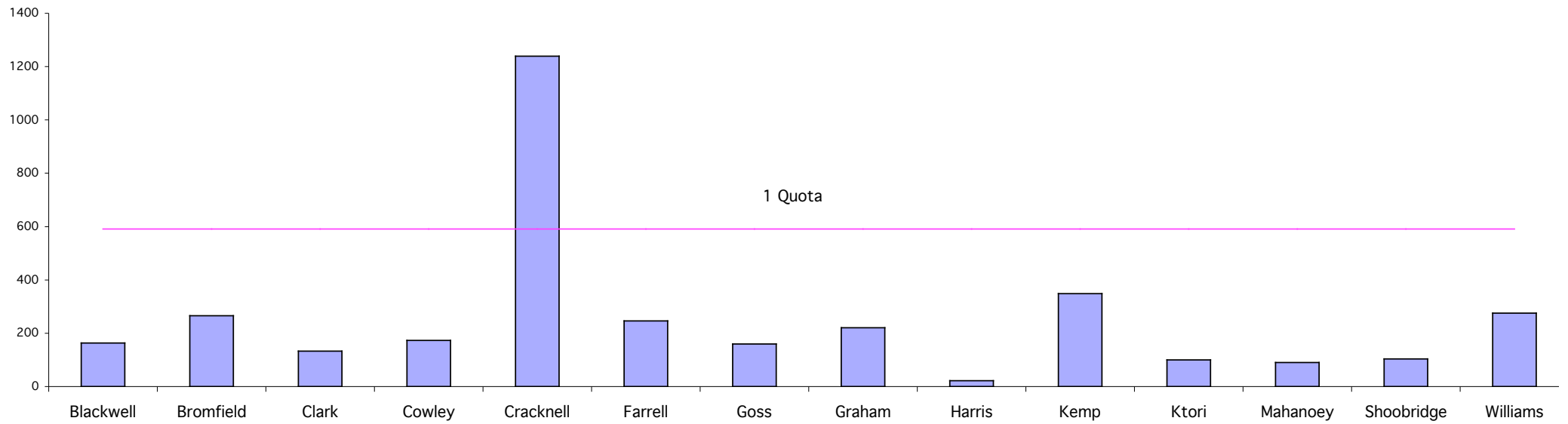
CRAW Hilary

LATHEY Barry

NICHOLSON Tony

PARKER Richard

Derwent Valley Councillor 2002 First Preferences



Derwent Valley Council

Polling closed at 10am 29 October 2002

Number to be elected: 5

Returning Officer: Mr Graham Hyde

Electors enrolled: 6555

Declarations returned: 3640

Response: 55.53%

Declarations rejected: 37

Declarations admitted: 3603

Rejection rate: 1.02%

Ballot paper adjustment: 0

Total ballot papers: 3603

Formal Votes: 3540

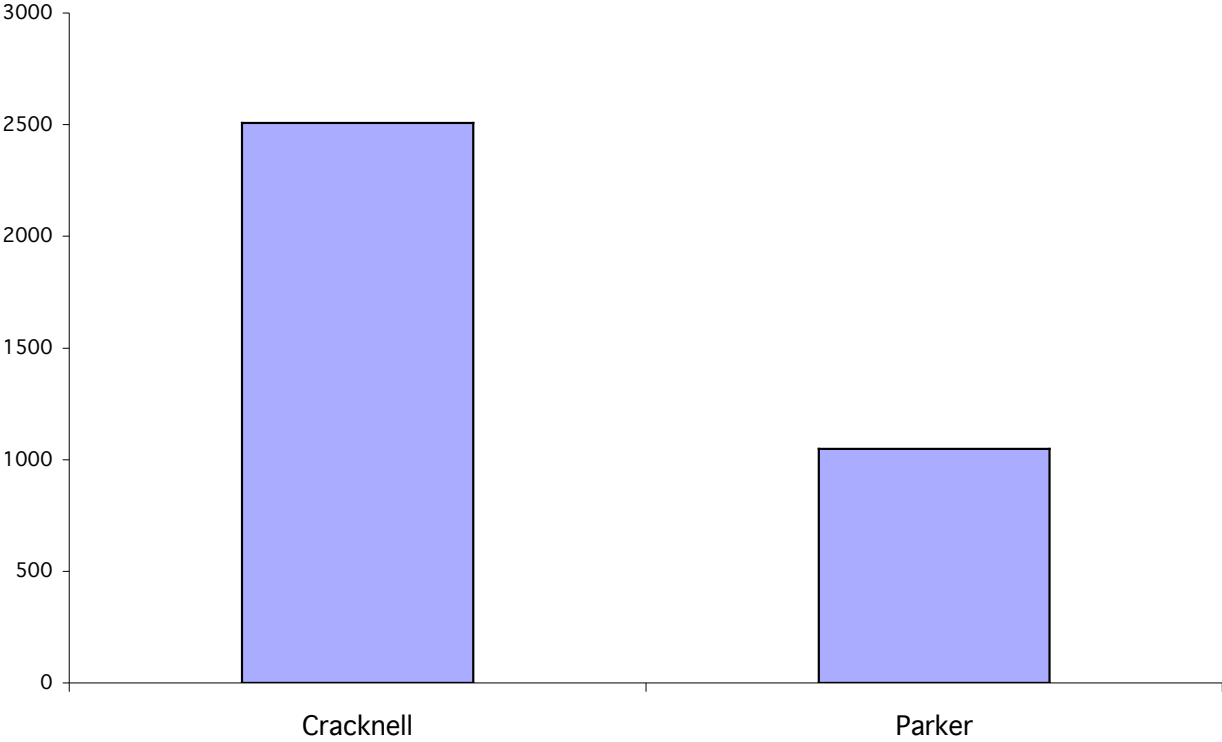
Informal ballot papers: 63

Informality rate: 1.75%

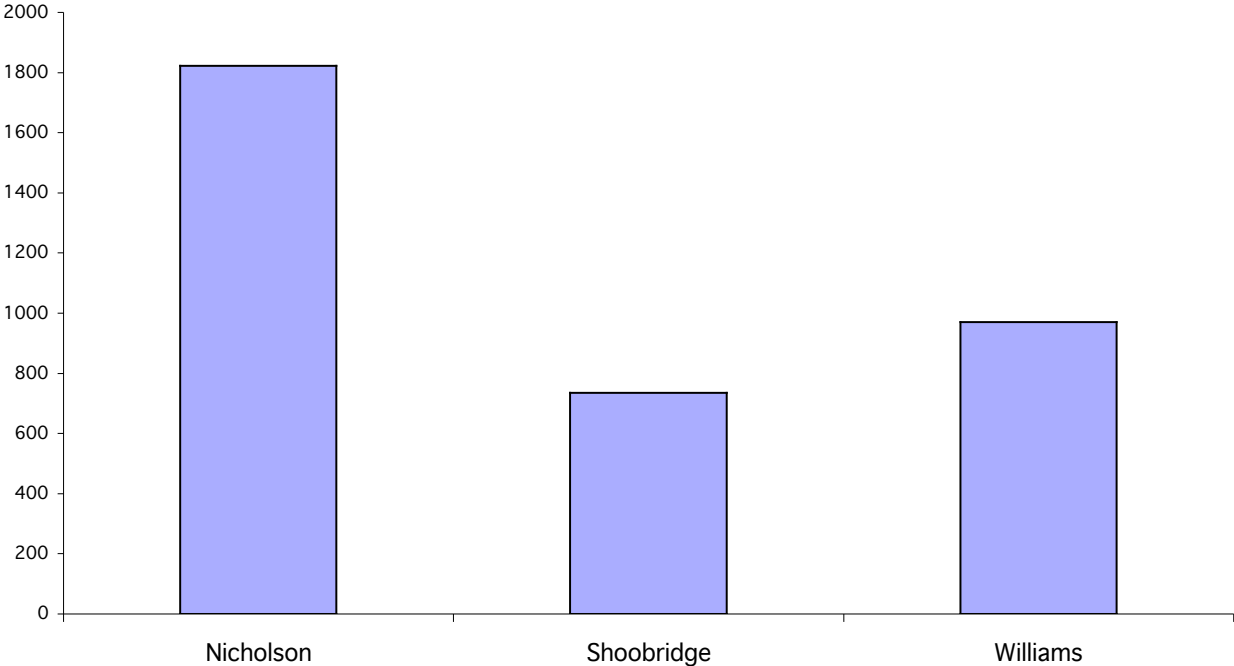
Quota= 591

		Candidates														Exhausted	Loss (Gain) by fraction	Total Votes	Remarks
		Blackwell	Bromfield	Clark	Cowley	Cracknell	Farrell	Goss	Graham	Harris	Kemp	Ktori	Mahoney	Shoobridge	Williams				
Count 1	Total	163.00	266.00	133.00	173.00	1239.00	246.00	160.00	221.00	22.00	348.00	100.00	90.00	104.00	275.00	0.00	0.00	3540	CRACKNELL elected 1
Count 2	Votes Transferred	57.00	85.24	36.61	31.38	-648.00	70.60	17.78	11.50	3.66	117.67	20.39	7.84	80.01	108.26	0.00	0.06		CRACKNELL's surplus distributed
Count 3 to 4	Progress totals	220.00	351.24	169.61	204.38	591.00	316.60	177.78	232.50	25.66	465.67	120.39	97.84	184.01	383.26	0.00	0.06	3540	HARRIS excluded
	Votes Transferred	0.52	2.00	0.00	3.52		5.52	0.52	0.00	-25.66	3.52	1.00	4.52	3.52	1.00	0.00	0.02		HARRIS' votes distributed
Count 5 to 6	Progress totals	220.52	353.24	169.61	207.90	591.00	322.12	178.30	232.50	0.00	469.19	121.39	102.36	187.53	384.26	0.00	0.08	3540	HARRIS fully excluded, MAHONEY excluded
	Votes Transferred	11.52	16.04	8.04	11.04		6.04	10.04	7.00		7.56	10.52	-102.36	4.52	10.00	0.00	0.04		MAHONEY's votes distributed
Count 7 to 8	Progress totals	232.04	369.28	177.65	218.94	591.00	328.16	188.34	239.50		476.75	131.91	0.00	192.05	394.26	0.00	0.12	3540	MAHONEY fully excluded, KTORI excluded
	Votes Transferred	8.04	12.61	4.00	19.04		15.66	12.61	12.56		21.13	-131.91		11.61	14.61	0.00	0.04		KTORI's votes distributed
Count 9 to 10	Progress totals	240.08	381.89	181.65	237.98	591.00	343.82	200.95	252.06		497.88	0.00		203.66	408.87	0.00	0.16	3540	KTORI fully excluded, CLARK excluded
	Votes Transferred	21.13	25.89	-181.65	18.61		20.18	9.56	12.09		23.66			33.27	17.23	0.00	0.03		CLARK's votes distributed
Count 11 to 12	Progress totals	261.21	407.78	0.00	256.59	591.00	364.00	210.51	264.15		521.54			236.93	426.10	0.00	0.19	3540	CLARK fully excluded, GOSS excluded
	Votes Transferred	33.61	28.09		22.61		25.13	-210.51	35.61		16.70			24.09	23.66	1.00	0.01		GOSS' votes distributed
Count 13 to 14	Progress totals	294.82	435.87		279.20	591.00	389.13	0.00	299.76		538.24			261.02	449.76	1.00	0.20	3540	GOSS fully excluded, SHOOBRIDGE excluded
	Votes Transferred	43.21	51.67		33.79		29.32		19.18		36.69			-261.02	45.59	1.56	0.01		SHOOBRIDGE's votes distributed
Count 15	Progress totals	338.03	487.54		312.99	591.00	418.45		318.94		574.93			0.00	495.35	2.56	0.21	3540	SHOOBRIDGE fully excluded, COWLEY excluded
	Votes Transferred	27.00	52.00		-267.00		73.00		55.00		26.00				27.00	7.00	0.00		COWLEY's votes distributed
Count 16	Progress totals	365.03	539.54		45.99	591.00	491.45		373.94		600.93			522.35	9.56	0.21	0.21	3540	KEMP elected 2 , COWLEY partially excluded
	Votes Transferred	9.41	6.27		-45.99		16.73		3.66					8.89	1.04	-0.01			COWLEY's votes distributed
Count 17	Progress totals	374.44	545.81		0.00	591.00	508.18		377.60		600.93			531.24	10.60	0.20	0.20	3540	COWLEY fully excluded
	Votes Transferred	1.90	0.76				1.52		3.43		-9.93			1.14	1.14	0.04			KEMP's surplus distributed
Count 18	Progress totals	376.34	546.57			591.00	509.70		381.03		591.00			532.38	11.74	0.24	0.24	3540	BLACKWELL excluded
	Votes Transferred	-284.00	96.00				52.00		53.00					65.00	18.00	0.00			BLACKWELL's votes distributed
Count 19	Progress totals	92.34	642.57			591.00	561.70		434.03		591.00			597.38	29.74	0.24	0.24	3540	BROMFIELD elected 3 , WILLIAMS elected 4 , BLACKWELL partially exclu
	Votes Transferred	-90.44					51.25		23.53						15.69	-0.03			BLACKWELL's votes distributed
Count 20	Progress totals	1.90	642.57			591.00	612.95		457.56		591.00			597.38	45.43	0.21	0.21	3540	FARRELL elected 5 , BLACKWELL partially excluded

Derwent Valley Mayor 2002 First Preferences



Derwent Valley Deputy Mayor 2002 First Preferences



Derwent Valley Council

Polling closed at 10am 29th October 2002

Returning Officer: Mr Graham Hyde

Declarations admitted: 3603

Ballot paper adjustment: 0

Total ballot papers: 3603

Formal votes: 3555

Informal ballot papers: 48

Informality rate: 1.33%

Mayor

		Candidates			Exhausted Votes	Total Votes	Absolute Majority	Remarks
		Cracknell	Parker					
Count 1	Total	2507	1048	0	3555	1778	Cracknell elected	

Derwent Valley Council

Polling closed at 10am 2002

Returning Officer: Mr Davin Foulkes

Declarations admitted: 3603

Ballot paper adjustment: 0

Total ballot papers: 3603

Formal votes: 3528

Informal ballot papers: 75

Informality rate: 2.08%

Deputy Mayor

		Candidates			Exhausted Votes	Total Votes	Absolute Majority	Remarks
		Nicholson	Shoobridge	Williams				
Count 1	Total	1822	736	970	0	3528	1765 Nicholson elected	

Derwent Valley Council - recount for Councillor

Recount due to the resignation of Councillor Robbie Wall

9 July 2001

Ballot Papers multiplied by 100

		CANDIDATES									Exhausted Votes	Lost by fraction	Total Votes	Remarks
		BARTLETT	BEAN	BERESFORD	COLLIDGE	CRUMP	EISZELE	SHOORIDGE	THURGOOD	URBANC				
Count 1	Total	1569	6834	3971	5448	3694	4525	4432	1662	4709	92	5	36941	Distribution of Wall
Count 2		-1569	92	277	277	184	184	184	0	277	92	2		Bartlett excluded
	Total	0	6926	4248	5725	3878	4709	4616	1662	4986	184	7	36941	
Count 3			92	277	184	277	184	369	-1662	277	0	2		Thurgood excluded
	Total		7018	4525	5909	4155	4893	4985	0	5263	184	9	36941	
Count 4			369	184	461	-4155	369	1754		923	92	3		Crump excluded
	Total		7387	4709	6370	0	5262	6739		6186	276	12	36941	
Count 5			369	-4709	1108		461	1385		923	461	2		Beresford excluded
	Total		7756	0	7478		5723	8124		7109	737	14	36941	
Count 6			646		1292		-5723	1200		1847	738	0		Eiszele excluded
	Total		8402		8770		0	9324		8956	1475	14	36941	
Count 7			-8402		2401			2493		1939	1569	0		Bean excluded
	Total		0		11171			11817		10895	3044	14	36941	
Count 8					3878			3971		-10895	3047	-1		Urbanc excluded
	Total				15049			15788		0	6091	13	36941	Shoobridge Elected